

## Activity Option 2: Who Am I? (40 mins)

Kids will have a great time learning more about a career with United Airlines and other careers in aviation.

### Preparation

Print out the **Career Coloring Book Pages** and the **Career Images** of the aviation roles (included in this lesson) to tape up on the wall.

### Materials:

- Pens/Pencils
- Crayons/Markers
- Career Coloring Book pages
- Printed Career Images

### Step 1 (5 minutes)

Introduce the activity they will be doing today.

### Step 2 (15 minutes)

Distribute the **Career Coloring Book Pages** to the student. You may either ask them to pick one based on what they think is the most interesting or randomly assign one. Have them color in their pictures using crayons/markers.

- Compliment the students on their efforts.
- Ask questions about the role of the person they are coloring:
  - What do you think this person does on the job?
  - Would you want to have this job? Why/why not?

### Step 3 (15 minutes)

After the student has finished, start a discussion about of the roles and people in aviation.

- Hold up one coloring page picture (example: pilot), ask the student what they think this person does as a job


As you go through each role and ask the student what they think their job does, tape up the printed **Career Images** for each of the roles and inform the student about the duties of that job:

- **Pilot** – safely flies the plane. Typically a flight has two pilots: the Captain, who is in charge, and the co-pilot, who is called the First Officer.
- **Flight Attendant** – responsible for safety of people on the plane, informs passengers on safety during flight, serve meals/snacks and help passengers feel comfortable during the flight.
- **Ramp Service Agent** – the person who ensures that your luggage arrives with you by loading luggage on the right plane and unloading luggage when the plane arrives
- **Aircraft Mechanic** – repairs and maintains the aircraft to ensure it is safe to fly.
- **Air Traffic Controller** – the person who provides help to pilots to make sure planes take off, fly, and land safely, keeping each plane a safe distance from one another.

## Step 4 (5 minutes)

Ask questions about what they have learned.

- What do you think might be the hardest part about the job?
- What do you think might be the most exciting part about the job?
- Thank the student for a GREAT job!
- Let them know how much you enjoyed being with them.




**PILOT**






**RAMP SERVICEMAN**






**AIR TRAFFIC CONROLLER**





**AIRCRAFT MECHANIC**



**FLIGHT ATTENDANT**



# PILOT





# RAMP SERVICE AGENT



# AIRCRAFT MECHANIC



# FLIGHT ATTENDANT



# AIR TRAFFIC CONTROLLER

